

GOVT. J. THANKIMA COLLEGE

STUDENT SATISFACTION SURVEY

2023 - 2024

DATA ANALYSIS REPORT

PREPARED BY :

**INTERNAL QUALITY
ASSURANCE CELL (IQAC)**

GOVT.J.THANKIMA COLLEGE



Student Satisfaction Survey 2023-2024

Brief Report

Students Satisfaction Survey (SSS) was conducted among the students of the college through Google Form for NAAC AQAR 2023-2024 and is prepared by Internal Quality Assurance Cell (IQAC) of the College.

The questionnaire has been designed according to NAAC guidelines. It utilizes a Likert scale, where responses are given on a range from 1 to 5, with 5 representing the most positive response and 1 indicating the most negative response.

In this survey, twenty-one questions are primarily objective, with one open-ended question that allows students to share their observations and suggestions for improvement, giving them the opportunity to provide feedback and criticisms in their own words.


A total number of 119 students responses are then the representation of the survey. The data are represented as graphs, particularly in the form of pie-chart.


Analysis Report Prepared By


(REBECCA KHIANGTE)

IQAC Coordinator

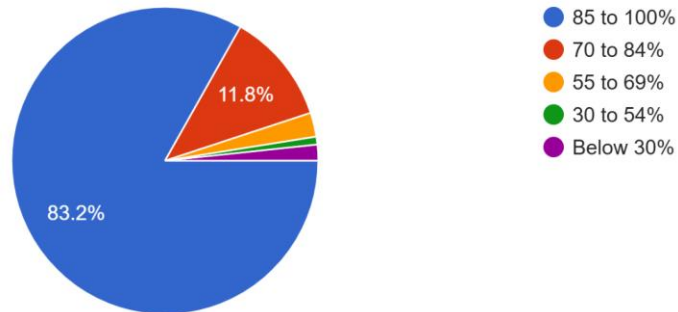
Govt. J. Thankima College




Principal
Govt. J. Thankima College
Aizawl : Mizoram

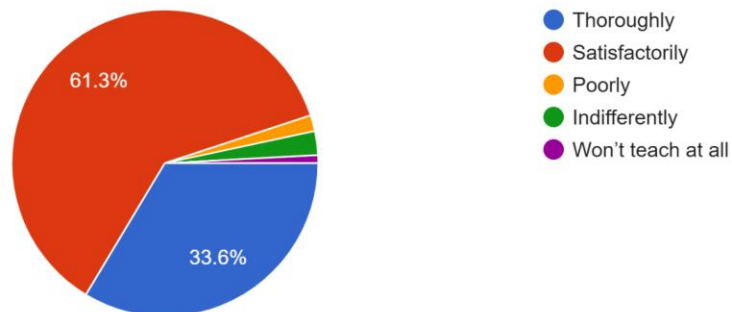
1. How much of the syllabus was covered in the class?

119 responses



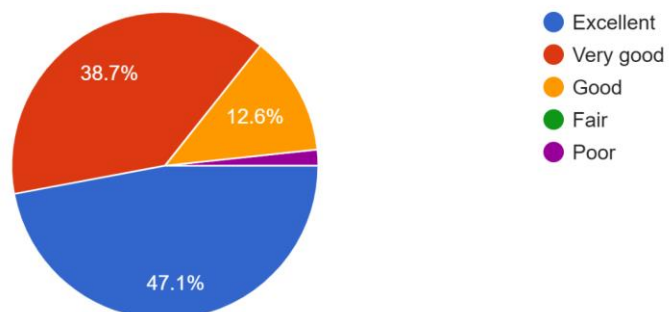
2. How well did the teachers prepare for the classes?

119 responses



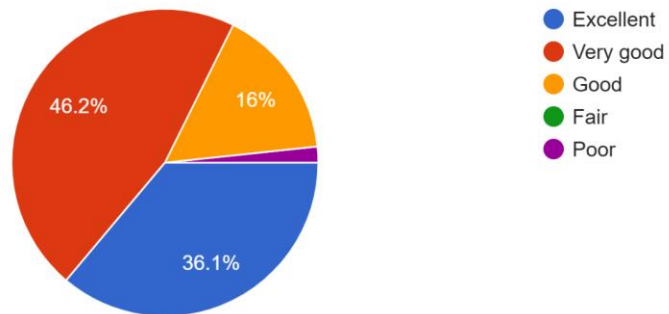
3. How well were the teachers able to communicate?

119 responses



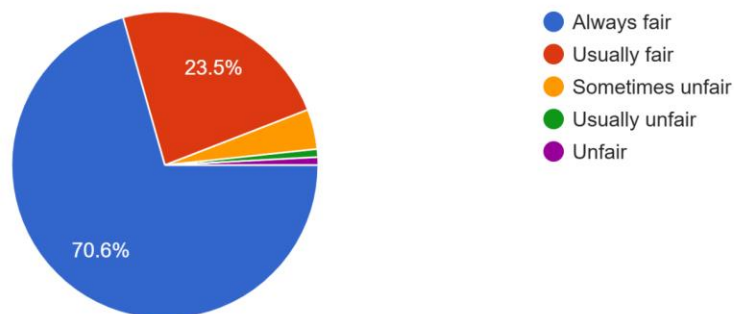
4. The teacher's approach to teaching can best be described as

119 responses



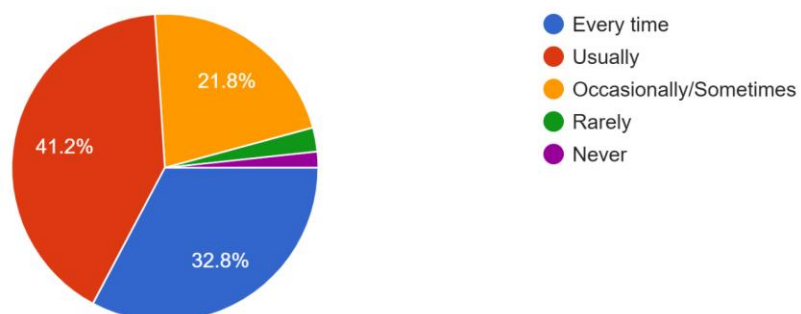
5. Fairness of the internal evaluation process by the teachers.

119 responses



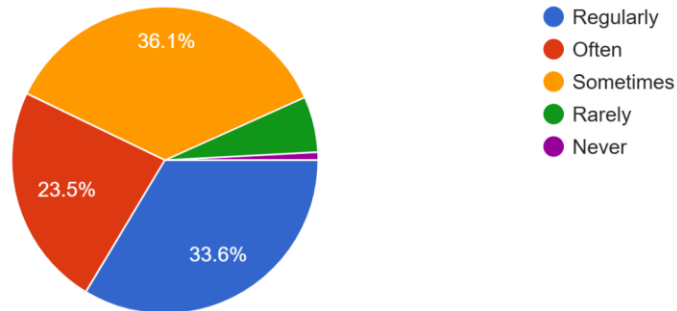
6. Was your performance in assignments discussed with you?

119 responses



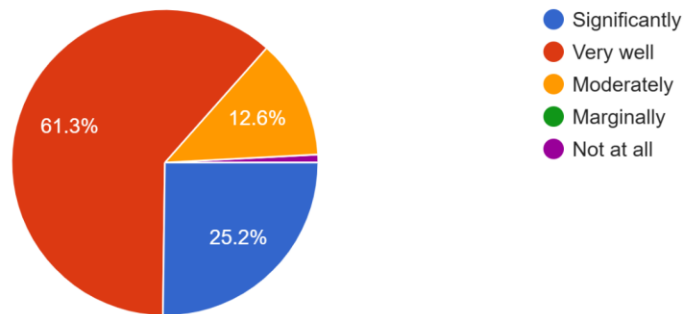
7. The institute takes active interest in promoting internship, student exchange, field visit opportunities for students.

119 responses



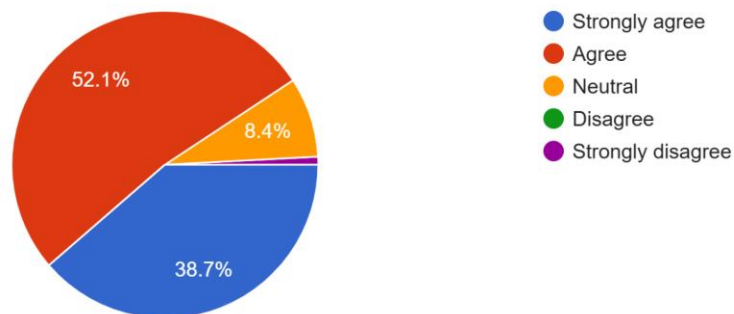
8. The teaching and mentoring process in your institution facilitates you in cognitive, social and emotional growth.

119 responses



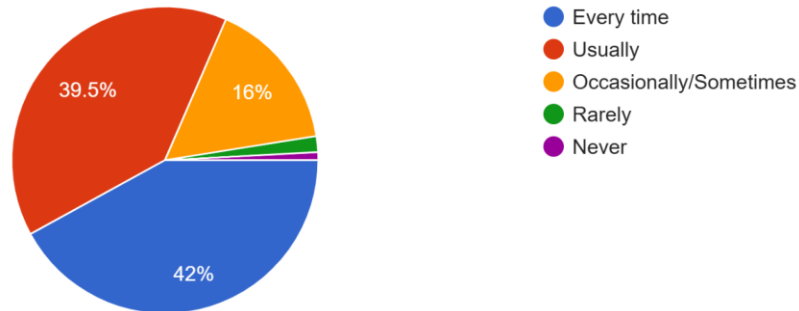
9. The institution provides multiple opportunities to learn and grow.

119 responses



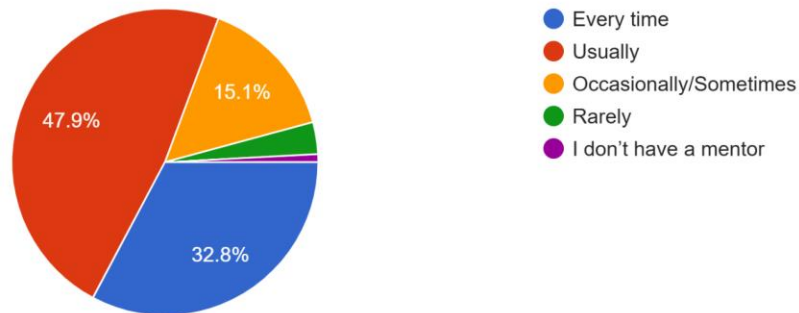
10. Teachers inform you about your expected competencies, course outcomes and programme outcomes.

119 responses



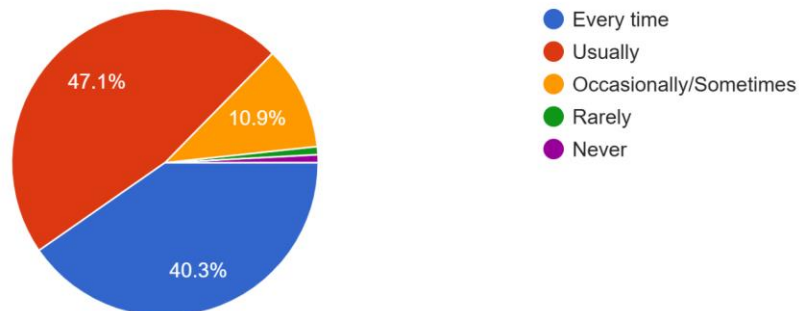
11. Your mentor does a necessary follow-up with an assigned task to you.

119 responses



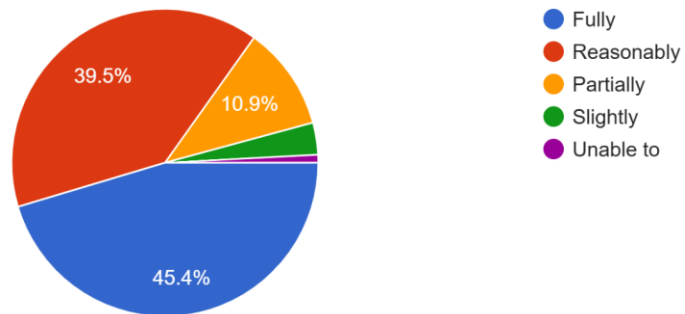
12. The teachers illustrate the concepts through examples and applications.

119 responses



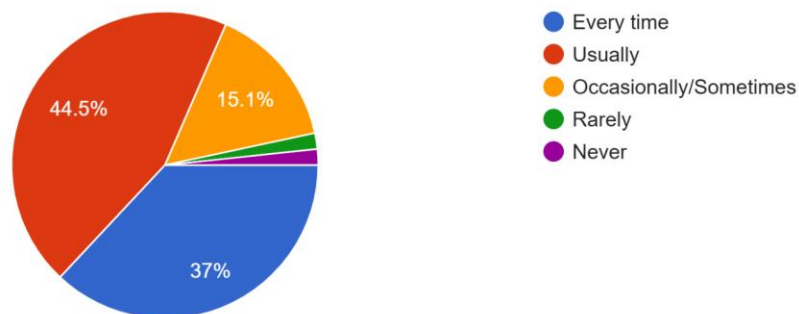
13. The teachers identify your strengths and encourage you with providing right level of challenges.

119 responses



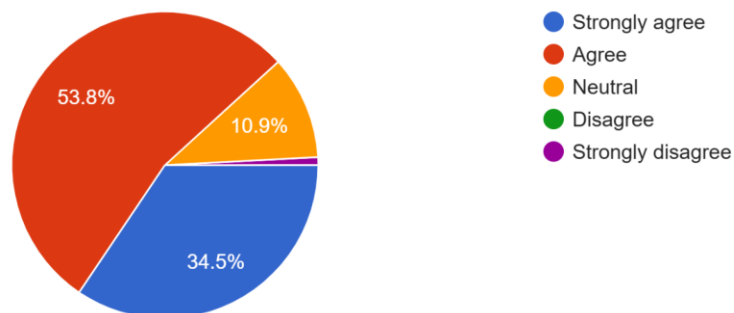
14. Teachers are able to identify your weaknesses and help you to overcome them.

119 responses



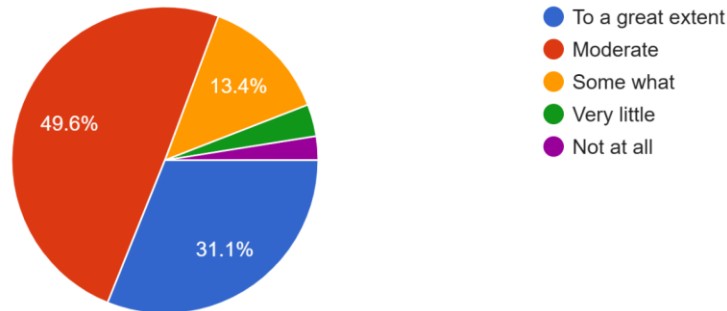
15. The institution makes effort to engage students in the monitoring, review and continuous quality improvement of the teaching learning process

119 responses



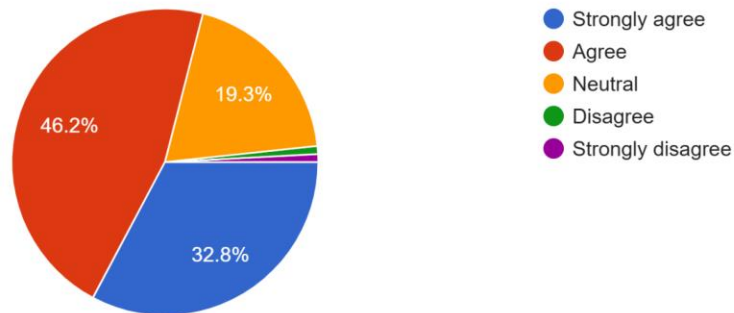
16. The institute/ teachers use student centric methods, such as experiential learning, participative learning and problem solving methodologies for enhancing learning experiences.

119 responses



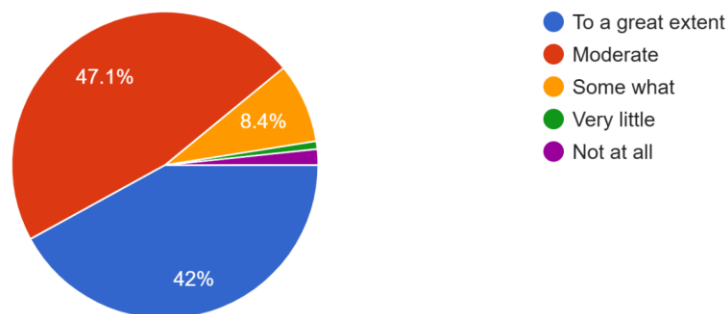
17. Teachers encourage you to participate in extracurricular activities.

119 responses



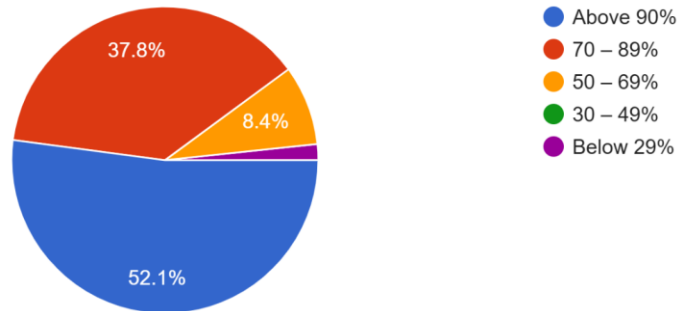
18. Efforts are made by the institute/ teachers to inculcate soft skills, life skills and employability skills to make you ready for the world of work.

119 responses



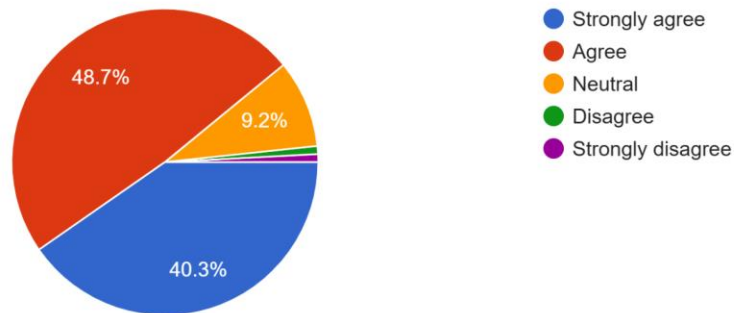
19. What percentage of teachers use ICT tools such as LCD projector, Multimedia, etc. while teaching.

119 responses



20. The overall quality of teaching-learning process in your institute is very good.

119 responses



Summary of the Report:

The average response is positive denoting that the overall facilities provided by the College in terms of teaching methods and methodologies is positive and the most of the students are satisfied with the service rendered by the College.